

Class II

SUBJECT ENHANCEMENT MATERIAL FOR CLASS - II

SYLLABUS OF CLASS - I

SUB - TELUGU

I. అక్షరమాల వ్రాయండి.

అచ్చులు :

.....  
.....

హల్లులు :

.....  
.....  
.....  
.....  
.....  
.....  
.....

II. క్రింది అచ్చులకు గుణింతపు గుర్తులు వ్రాయండి.

1. అ = ..... 4. ఊ = ..... 7. ఈ = .....

2. ఏ = ..... 5. ఓ = ..... 8. ఐ = .....

3. ఉ = ..... 6. ఇ = ..... 9. ఋ = .....

III.క్రింది అక్షరాలకు గుణింతాలు వ్రాయండి.

1.క - .....

.....

2.చ - .....

.....

3.ట - .....

.....

4.త - .....

.....

5.ప - .....

.....

6.గ - .....

.....

7.జ - .....

.....

8.ఢ - .....

.....

9.ద - .....

.....

10.బ - .....

.....

IV.క్రింది అక్షరాలు చదివి ప్రశ్నలకు జవాబులు వ్రాయండి.

అ                      న                      ప                      శ                      క                      టం

1                      2                      3                      4                      5                      6

1 వ అక్షరం ఏమిటి? .....

2 వ అక్షరం ఏమిటి? .....

3 వ అక్షరం ఏమిటి? .....

3,6 అక్షరాలు వ్రాయండి. ....

1,2,6 అక్షరాలు వ్రాయండి.....

5,3,6 అక్షరాలు వ్రాయండి.....

4,5,6 అక్షరాలు వ్రాయండి.....

5 వ అక్షరం ఏమిటి? .....

6 వ అక్షరం ఏమిటి? .....

IV. క్రింది గళ్ళలోని అక్షరాలతో పదాలు వ్రాయండి.

వ	జ	ల
అ	న	ర
o	త	స

1.....

2.....

3.....

4.....

5.....

V. క్రింది పదాలలోని మొదటి అక్షరానికి దీర్ఘం చేర్చి వ్రాయండి.

1. కలం = .....

2. పర = .....

3. తపం = .....

4. నవ = .....

5. జమ = .....

VI.క్రింది పదాలలో మొదటి అక్షరానికి కొమ్ముదీర్ఘం చేర్చి వ్రాయండి.

1.తనీగా = .....

2.కతురు = .....

3.గడు = .....

4.యరియా = .....

5.పజాతి = .....

VII.క్రింది అక్షరాలకు కొమ్మును చేర్చి వ్రాయండి.

1.గరవ = .....

2.పలస = .....

3.కదర = .....

4.పల్లప = .....

5.మదర్ = .....

VIII.క్రింది ఖాళీలలో సరైన పదం వ్రాయండి.

1.ఇంటిని ..... లతో కడతారు.

2.దేవుని మేడలో ..... వేద్దాం .

3.భీముని చేతిలో ..... ఉన్నది.

4.ఏమగు ..... తెల్లన.



5.చెరువులో ..... ఉన్నది.

6.నీటిలో ..... ఉన్నది.

7.అమ్మ ..... చేస్తున్నది.

8.ఇది ..... మంచం.

9. పసుపు రంగు పూవు .....

10.మీరు చూసిన జంతువు .....

11.వోప ..... తాగింది.

12.మీరు చూసిన సినిమా .....

\*\*\*\*\*

SUBJECT ENHANCEMENT MATERIAL FOR CLASS -2<sup>rd</sup>

SYLLABUS OF CLASS -1<sup>st</sup>

1. वर्णमाला लिखो ?

.....

.....

.....

.....

.....

.....

.....

2. दो अक्षर वाले शब्द लिखो

1 ..... 2 ..... 3 ..... 4 .....

3. तीन अक्षर वाले शब्द लिखो

1 ..... 2 ..... 3 ..... 4 .....

4. बारहखड़ी लिखो ?

क .....

ग .....

प .....

5. बीच वाले अक्षर लिखना ?

ट ---- ड      प ---- ब      श---- स

ख -----घ      इ ---- उ      ए ---- ओ      आ ---- ई


6. निम्न शब्दों को जोड़कर लिखो -----

1 म + ह + ल = ..... 2 च + म + क = .....

3 च + म + न = ..... 4 क + ल + म = .....


7. चित्र देखकर नाम लिखना ?

1.



.....

2.



.....

3




.....



.....



5



.....

8. तुक वाले शब्द लिखो ?

नीला .....

2 आना .....

9. विलोम शब्द लिखना ?

आज x ..... अच्छा x .....

अंदर x ..... गंदा x .....

10. एक से अनेक बनाकर लिखो ----

1 तारा --- तारे

4 नदी ----- नदियाँ

2 बच्चा ---- .....

5 लड़की ----- .....

3 लड़का ---- .....

6 खिड़की ----- .....

11. एक से दस तक गिनती लिखो

.....

.....

12. शरीर के अंगों के नाम लिखो ----

1 ..... 2 ..... 3 .....

13. रंगों के नाम लिखो

1 .....

2 .....

3 .....

14. समान अर्थ वाले शब्द लिखना ?

वर्षा .....

ज़मीन .....

15. सयुंक्त व्यंजन वाले शब्द लिखो ?

मक्का .....

16. नाम वाले शब्द पहचानकर लिखना ?

1 राम आम खाता है । .....

2 मोहन बाजा बजता है । .....

17. वाक्यों में से काम वाले शब्द छांटकर लिखना ।

1 रमेश कहानी लिखता है । .....

2 महिमा स्वेटर बनाती है । .....

18. त्यौहारों के नाम बताओ ?

1 .....

2 .....

3 .....

## Subject Enhancement Material

Class: II

Subject: English

Name: \_\_\_\_\_

I. Fill in the blanks. Choose words from the brackets.

1. My name \_\_\_\_\_ Dippy. (is /am)

2. I \_\_\_\_\_ a duck. (at/am).

3. \_\_\_\_\_ like to swim. (I / a ).

II. Fill in the letters a, e, i, o, or u to complete these words.

1. D \_ \_ s t \_ \_ r

2. Br \_ \_ s h

3. R \_ l \_ r

III. Fill in the blanks with has or have.

1. Mary \_\_\_\_\_ a book.

2. These girls \_\_\_\_\_ long hair.

3. Shiv \_\_\_\_\_ a new bicycle.

IV. Add s to make many words.

1. Nut \_\_\_\_\_

2. Fruit \_\_\_\_\_

3. balloon \_\_\_\_\_

4. pen \_\_\_\_\_

5. Car \_\_\_\_\_

6. Girl \_\_\_\_\_

V. Match the prepositions



between

in front of


under


on


behind


beside

Write a or an for the following


1. \_\_\_\_\_ banana 


2. \_\_\_\_\_ eggplant 


3. \_\_\_\_\_ cherry 


4. \_\_\_\_\_ apple 


5. \_\_\_\_\_ hamburger 

9. \_\_\_\_\_ onion 

10. \_\_\_\_\_ lemon 

11. \_\_\_\_\_ egg 

12. \_\_\_\_\_ pizza 

13. \_\_\_\_\_ ice cream 

**I. Write the plural for the following words given.**

1. bus -- \_\_\_\_\_

2. class -- \_\_\_\_\_

3. glass -- \_\_\_\_\_

4. dish -- \_\_\_\_\_

5. brush -- \_\_\_\_\_

**II. Change the present to the past tense by adding 'ed'.**

1. climb -- \_\_\_\_\_

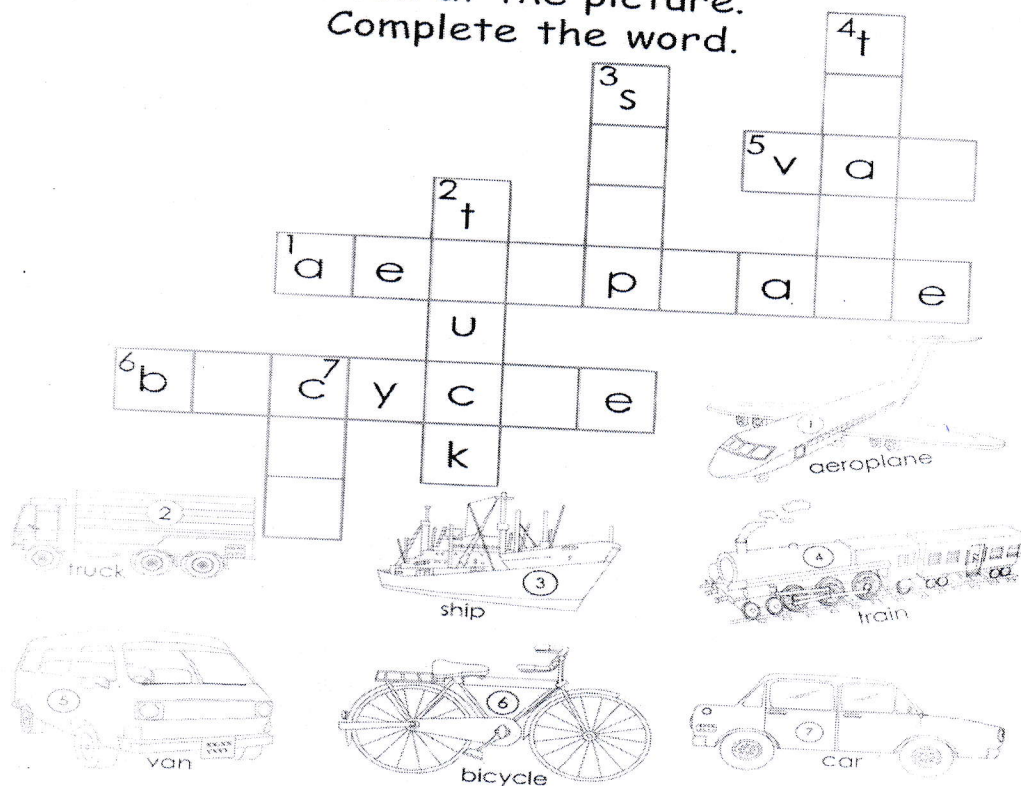
2. brush -- \_\_\_\_\_

3. wash -- \_\_\_\_\_

4. walk -- \_\_\_\_\_

5. talk -- \_\_\_\_\_

Look at the picture.  
Complete the word.



Add another word for the following.

1. Cat, Bat \_\_\_\_\_
2. Star, Car \_\_\_\_\_
3. Dog, Cow \_\_\_\_\_
4. Mad, Sad \_\_\_\_\_
5. Far, Jar \_\_\_\_\_
6. Lamp, Plate \_\_\_\_\_
7. Cup, Pup \_\_\_\_\_
8. Book, Frog \_\_\_\_\_
9. Pan, Can \_\_\_\_\_
10. Rain, Train \_\_\_\_\_



# VIII. Join the two words to make a new word.

1. book + shelf = \_\_\_\_\_
2. class + room = \_\_\_\_\_
3. home+ work = \_\_\_\_\_
4. school + bag = \_\_\_\_\_
5. time + table = \_\_\_\_\_

Write the nouns in the correct columns.

boy car fireman home store book  
zoo waiter ruler baby town paper

Person	Place	Thing

Write about yourself.

What's your name?

Hello! My name is \_\_\_\_\_.

How old are you?

I am \_\_\_\_\_ years old.

How are you?

I'm \_\_\_\_\_.

Where are you from?

I'm from \_\_\_\_\_.

Where do you live?

I live in \_\_\_\_\_.

What school do you go to?

I go to \_\_\_\_\_ school.

What subject do you like?

I like \_\_\_\_\_.

What subject don't you like?

I don't like \_\_\_\_\_.




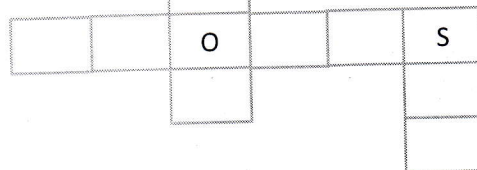
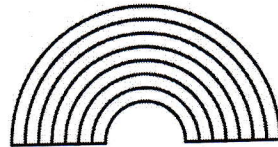
Class : II

Subject Enhancement Material

Sub: EVS

Syllabus : I

I. Use the picture clues to complete the following grid.



Name any three wild animals.

1. \_\_\_\_\_ 2. \_\_\_\_\_ 3. \_\_\_\_\_

Name any three domestic animals.

1. \_\_\_\_\_ 2. \_\_\_\_\_ 3. \_\_\_\_\_

Name any two fruits that have many seeds.

1. \_\_\_\_\_

2. \_\_\_\_\_

Underline the correct answers.

1. Sun / Moon is a big ball of fire.

2. The earth is round / flat in shape.


3. Very big and tall plants are called shrubs / trees.

4. Strong winds blow on hot day / windy day.

5. A car has 4 / 10 wheels.

6. Children go to market / school to learn how to read and write.

Colour the traffic lights correctly and write what each colour stands for.

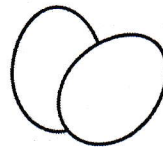



Red \_\_\_\_\_

Yellow \_\_\_\_\_

Green \_\_\_\_\_

Tick the things that we get from plants and cross the things which do not.



Fill in the blanks

1. We get \_\_\_\_\_ from honey bees.
2. Climbers have \_\_\_\_\_ stems.
3. I make things out of wood. I am a \_\_\_\_\_.
4. We should play in a \_\_\_\_\_.
5. The weather is \_\_\_\_\_ on a hot day.

Name the Sense organs

\_\_\_\_\_

\_\_\_\_\_

\_\_\_\_\_

\_\_\_\_\_

\_\_\_\_\_

## SUBJECT ENHANCEMENT MATERIAL FOR CLASS 2

### SUBJECT: MATH

#### I. DO THE FOLLOWING ADDITIONS.

$$\begin{array}{r} 1) \quad \begin{array}{r} 37 \\ + 42 \\ \hline \end{array} \end{array}$$

$$\begin{array}{r} 2) \quad \begin{array}{r} 51 \\ + 42 \\ \hline \end{array} \end{array}$$

$$\begin{array}{r} 3) \quad \begin{array}{r} 42 \\ + 23 \\ \hline \end{array} \end{array}$$

$$\begin{array}{r} 4) \quad \begin{array}{r} 25 \\ + 43 \\ \hline \end{array} \end{array}$$

$$\begin{array}{r} 5) \quad \begin{array}{r} 33 \\ + 50 \\ \hline \end{array} \end{array}$$

$$\begin{array}{r} 6) \quad \begin{array}{r} 48 \\ + 21 \\ \hline \end{array} \end{array}$$

$$\begin{array}{r} 7) \quad \begin{array}{r} 25 \\ + 11 \\ \hline \end{array} \end{array}$$

$$\begin{array}{r} 8) \quad \begin{array}{r} 26 \\ + 21 \\ \hline \end{array} \end{array}$$

$$\begin{array}{r} 9) \quad \begin{array}{r} 42 \\ + 32 \\ \hline \end{array} \end{array}$$

$$\begin{array}{r} 10) \quad \begin{array}{r} 42 \\ + 15 \\ \hline \end{array} \end{array}$$

$$\begin{array}{r} 11) \quad \begin{array}{r} 34 \\ + 25 \\ \hline \end{array} \end{array}$$

$$\begin{array}{r} 12) \quad \begin{array}{r} 23 \\ + 64 \\ \hline \end{array} \end{array}$$

#### II. DO THE FOLLOWING SUBTRACTIONS.

$$\begin{array}{r} 1) \quad \begin{array}{r} 37 \\ - 12 \\ \hline \end{array} \end{array}$$

$$\begin{array}{r} 2) \quad \begin{array}{r} 51 \\ - 10 \\ \hline \end{array} \end{array}$$

$$\begin{array}{r} 3) \quad \begin{array}{r} 42 \\ - 20 \\ \hline \end{array} \end{array}$$

$$\begin{array}{r} 4) \quad \begin{array}{r} 25 \\ - 13 \\ \hline \end{array} \end{array}$$

$$\begin{array}{r} 5) \quad \begin{array}{r} 33 \\ - 21 \\ \hline \end{array} \end{array}$$

$$\begin{array}{r} 6) \quad \begin{array}{r} 43 \\ - 22 \\ \hline \end{array} \end{array}$$

$$\begin{array}{r} 7) \quad \begin{array}{r} 25 \\ - 12 \\ \hline \end{array} \end{array}$$

$$\begin{array}{r} 8) \quad \begin{array}{r} 26 \\ - 21 \\ \hline \end{array} \end{array}$$

$$\begin{array}{r} 9) \quad \begin{array}{r} 42 \\ - 11 \\ \hline \end{array} \end{array}$$

$$\begin{array}{r} 10) \quad \begin{array}{r} 44 \\ - 23 \\ \hline \end{array} \end{array}$$

$$\begin{array}{r} 11) \quad \begin{array}{r} 34 \\ - 23 \\ \hline \end{array} \end{array}$$

$$\begin{array}{r} 12) \quad \begin{array}{r} 53 \\ - 33 \\ \hline \end{array} \end{array}$$



III. DO THE FOLLOWING MULTIPLICATIONS.

$$\begin{array}{r} 53 \\ \times 2 \\ \hline \end{array}$$

$$\begin{array}{r} 64 \\ \times 2 \\ \hline \end{array}$$

$$\begin{array}{r} 72 \\ \times 3 \\ \hline \end{array}$$

$$\begin{array}{r} 63 \\ \times 3 \\ \hline \end{array}$$

$$\begin{array}{r} 84 \\ \times 2 \\ \hline \end{array}$$

$$\begin{array}{r} 90 \\ \times 2 \\ \hline \end{array}$$

$$\begin{array}{r} 52 \\ \times 2 \\ \hline \end{array}$$

$$\begin{array}{r} 43 \\ \times 2 \\ \hline \end{array}$$

$$\begin{array}{r} 70 \\ \times 3 \\ \hline \end{array}$$

$$\begin{array}{r} 80 \\ \times 2 \\ \hline \end{array}$$

$$\begin{array}{r} 94 \\ \times 2 \\ \hline \end{array}$$

$$\begin{array}{r} 61 \\ \times 2 \\ \hline \end{array}$$

$$\begin{array}{r} 51 \\ \times 2 \\ \hline \end{array}$$

$$\begin{array}{r} 41 \\ \times 4 \\ \hline \end{array}$$

$$\begin{array}{r} 50 \\ \times 2 \\ \hline \end{array}$$

$$\begin{array}{r} 74 \\ \times 2 \\ \hline \end{array}$$

IV> Write the before and after number of the given numbers

← 94 →

← 87 →

← 79 →

← 72 →

← 63 →

← 68 →

← 12 →

← 19 →

← 96 →

← 91 →

← 26 →

← 38 →

← 33 →

← 44 →

IV. ANSWER THE BELOW QUESTIONS.

- Write the names of 4 shapes and draw the pictures neatly.
- List the names of 7 days of a week.
- List the names of 12 months of a year.